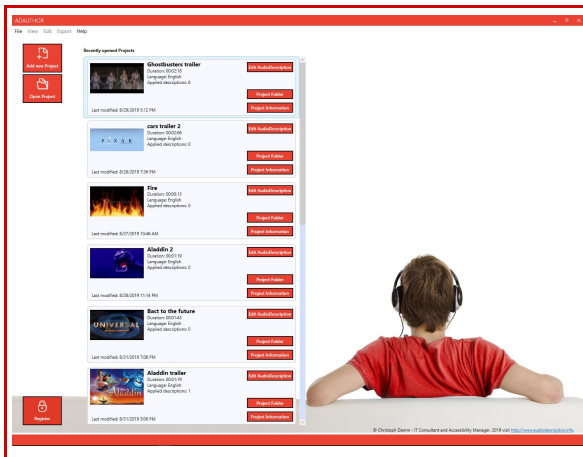


# ADauthor most outstanding features

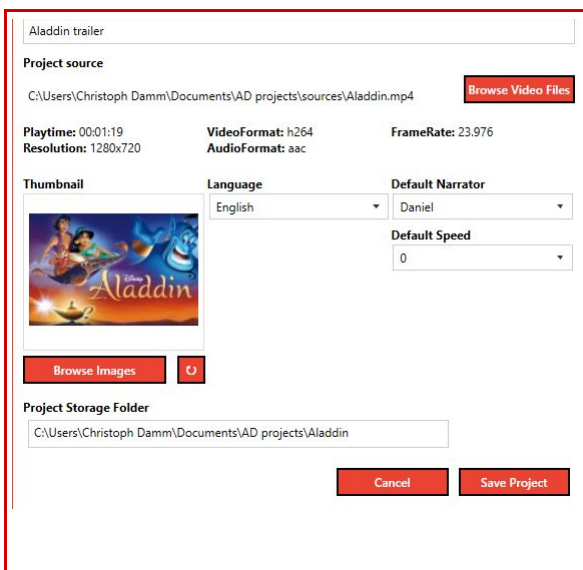


## Project overview

Quickly browse among your AudioDescription projects

There is a list of your recent 25 projects making them available to quickly browse, open and edit.

The available buttons will allow you not only to start editing your description, but you will be able to change project details and directly open the project saving folder to quickly access exports.



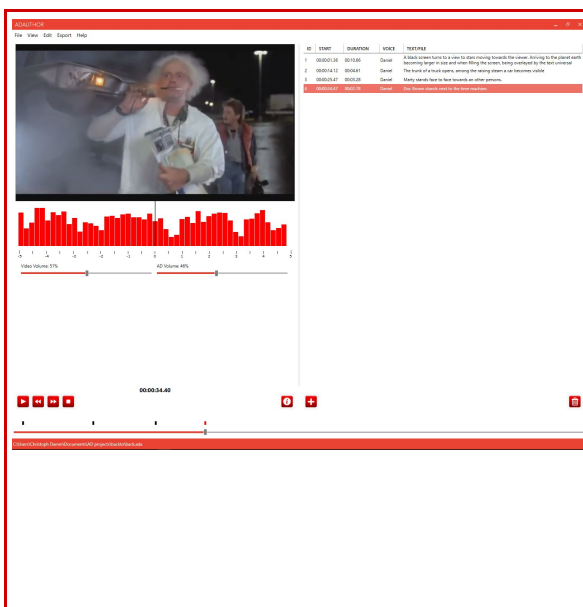
## Project details and presets

Set up your project for the best creation experience

Each project has particular details assigned. Set the **language** of the video you are working on for better orientation in multi language content and set a **default speech synthesis** to make the production even quicker. Of course, you keep having the possibility to change individually within the creation process.

While you have the option to select an individual **project cover** image, ADauthor proposes one to you when selecting a video.

The **project storage folder** will contain not only the project file saving all your description content, but it will contain temporary and permanent work files such as recordings.



## Project workspace

Every information needed for quick describing at your fingertips

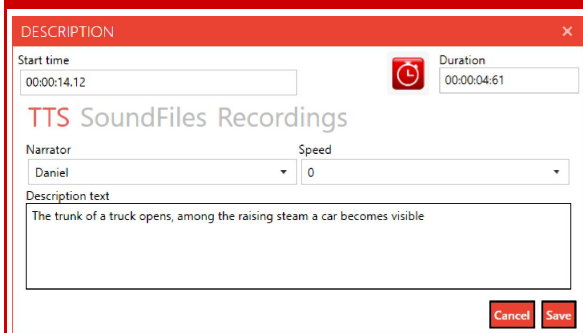
Each workflow profits from a detailed, yet ordered workspace. ADauthor offers all needed information and a handy interface to each describer.

Your descriptions are presented in a **list** next to the video player and at the same time, with a **marker above the timeline** at the bottom of the screen.

The **audio wave of the Movie** below the video player presents 6 seconds of previous and forthcoming audio, so that a description can be positioned at the best time. Also, the **individual volume slider** for video and audio description sound helps the adjustment and the balancing, regardless of the recording levels.

## Description creation

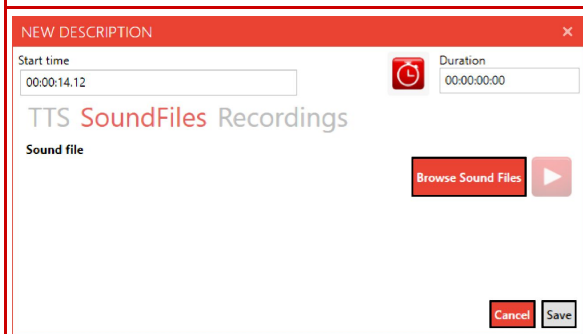
Flexible multi format descriptions, from TTS over self recordings to professional sound files



Make use of the highest quality artificial speech synthesis to translate a written text to an audio file.

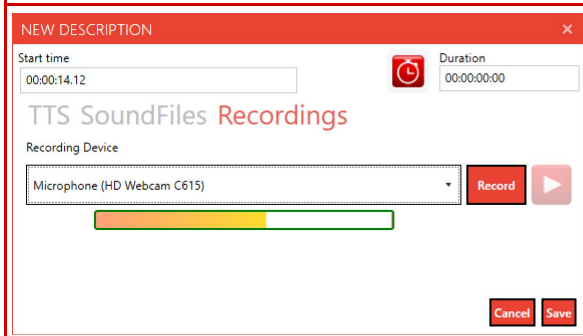
You can select the synthesized voice of your choice simply selecting a voice installed on your system. You also can adapt the speech speed so that it can better fit in the available spaces within the movie.

It allows you to check your work immediately as you can see the duration of your created description and its integration



You have the possibility to add professionally produced audio files of recordings and move them around the final movie until it suits the best.

That offers a great way to keep professional describers independent when placing audio descriptions on the right timestamps without having to get oriented in movie editing.



If you prefer a way to include your own voiced description, ADauthor provides an interface to directly start recording, replay, check and save the recording at the right timestamp.

### Audio file (wav)

AudioDescription only

### Video file

Only AudioDescription audio

### Video file

Original audio with added AudioDescription

### Video file

Two audio tracks for original audio and AudioDescription

## Export possibilities

Whatever is the further process you plan with the description, there is the right export

If you want to use the output for further video production, need only an audio mix or want to start presenting the video, ADauthor has the right output for you.

The AudioDescription-only audio track includes all descriptions at the correct timestamp within a file of the length of the video in uncompressed .wav format.

All video exports include audio tracks with either AudioDescription audio track plus the original audio with added descriptions or both as individual audio tracks. Depending on your video player, you can choose the right audio track to present the movie.